

Scaled data based on original data using
LM-79-08 Approved Method: Electrical and Photometric Measurements of Solid-
State Lighting Products

Test Report Prepared for
Cooper Lighting Solutions
(formerly Eaton)

Brand: STREETWORKS

Report Number: P850211

Luminaire Tested: **GLAN-SB7C-840-U-5WQ**

Issue Date: 6/26/2024

Test Information

Test Method: LM-79-08
Report Number: P850211
TEST IS SCALED FROM IESNA LM-79-08 TEST DATA (G2-2405-108-1)
Test Lab: INNOVATION CENTER
Issue Date: 6/26/2024
Manufacturer: COOPER LIGHTING SOLUTIONS (FORMERLY EATON)
Product Line: STREETWORKS
Catalog Number: GLAN-SB7C-840-U-5WQ
Description: GALLEON AREA AND ROADWAY HIGH DENSITY LED LUMINAIRE
(7) 80 CRI, 4000K, 615mA LIGHTSQUARES WITH 26 LEDS EACH AND TYPE V WIDE OPTICS
Light Source: -
Ballast/Driver: -

Summary

Lumens per Lamp: N/A
Luminaire Lumens: 47910 lumens
Efficiency: N/A
Efficacy: 136.7 lumens/watt
Luminous Opening: Rectangular (W 1.5' x L: 1.5' x H: 0')
IES Classification: Type V - Short
BUG Rating: B5 - U0 - G5

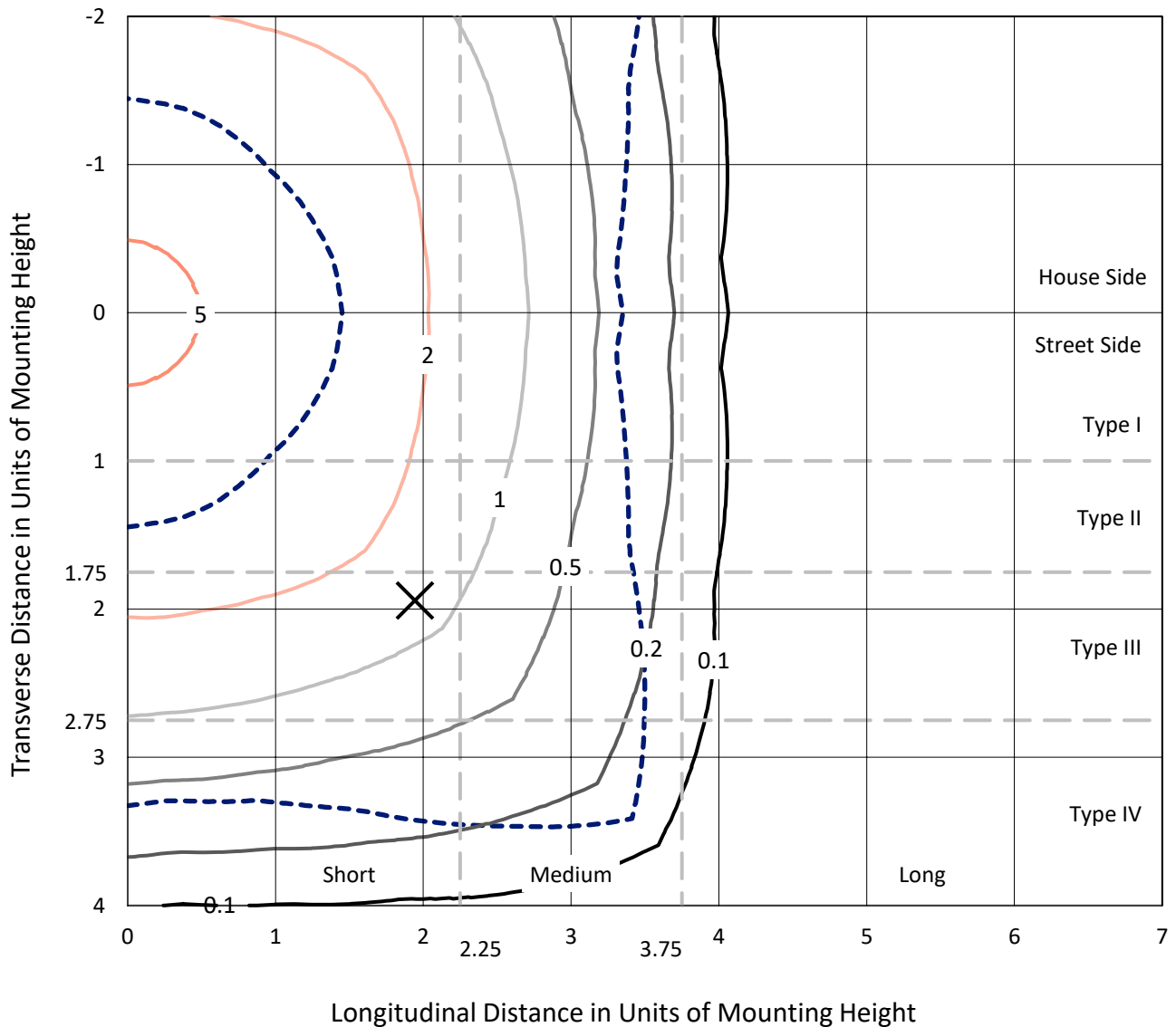
Input Watts (W): 350.5
Input Voltage (V): NR
Input Current (Ain): NR
Voltage Rise (V): NR
Power Factor: NR
Total Harmonic Distortion (THDi): NR
Frequency (hertz): 60
Stabilization Time: NR
Operation Time: NR
Ambient Temperature (°C): NR
Test Distance: 24 FT



REPORT NUMBER: P850211
 CATALOG NUMBER: GLAN-SB7C-840-U-5WQ

Iso-Footcandle Lines of Horizontal Illumination

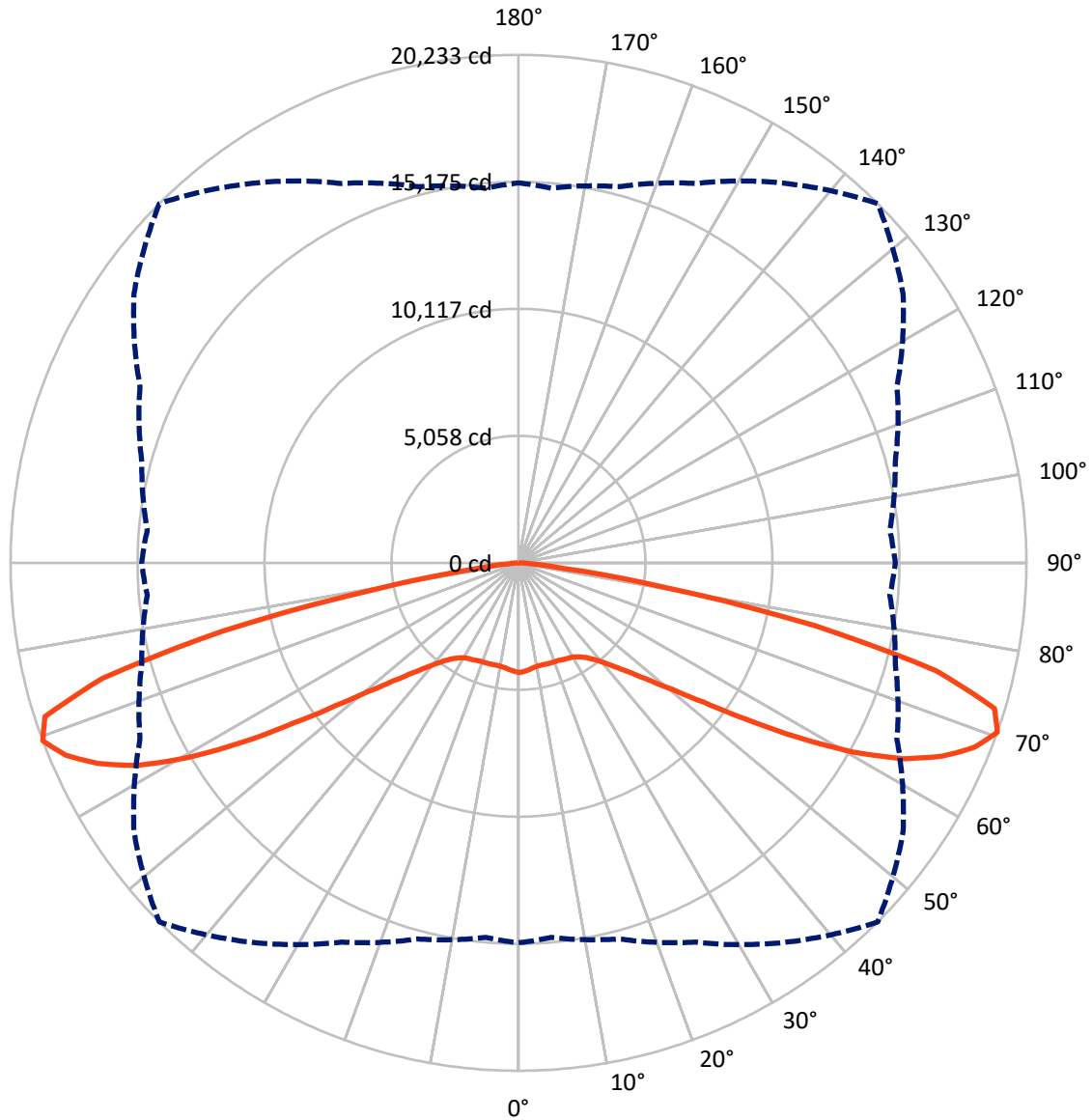
✕ Max cd
 - - - 1/2 Max cd



Based on 25 foot mounting height. Maximum calculated value = 7 fc
 Type V - Short - N/A

REPORT NUMBER: P850211
CATALOG NUMBER: GLAN-SB7C-840-U-5WQ

Luminous Intensity Polar Plot



— Vertical Plane Through 45-Deg Lateral - - - Horizontal Cone Through 70-Deg Vertical

REPORT NUMBER: P850211
 CATALOG NUMBER: GLAN-SB7C-840-U-5WQ

FLUX DISTRIBUTION:

		Downward	Upward	Total
House Side	Lumens	23955.0	0.0	23955.0
	% Fixture	50.0	0.0	50.0
Street Side	Lumens	23955.0	0.0	23955.0
	% Fixture	50.0	0.0	50.0
Total	Lumens	47910.0	0.0	47910.0
	% Fixture	100.0	0.0	100.0

ZONAL LUMENS:

Zone	Lumens	% Fixture
0°-10°	406.5	0.8
10°-20°	1193.7	2.5
20°-30°	1986.5	4.1
30°-40°	3004.2	6.3
40°-50°	4992.3	10.4
50°-60°	9420.3	19.7
60°-70°	15906.5	33.2
70°-80°	10452.2	21.8
80°-90°	547.6	1.1
90°-100°	0.0	0.0
100°-110°	0.0	0.0
110°-120°	0.0	0.0
120°-130°	0.0	0.0
130°-140°	0.0	0.0
140°-150°	0.0	0.0
150°-160°	0.0	0.0
160°-170°	0.0	0.0
170°-180°	0.0	0.0
0°-90°	47910.0	100.0
0°-180°	47910.0	100.0

Coefficient of Utilization



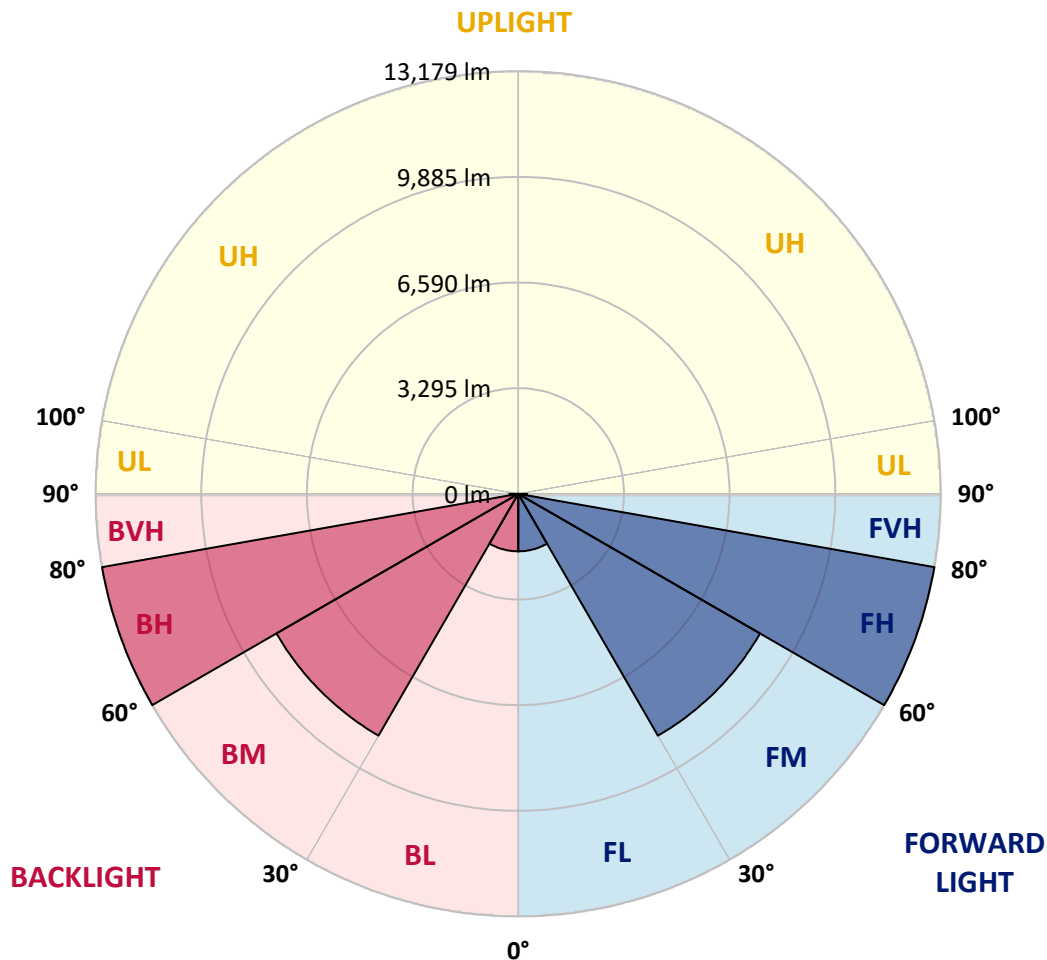
REPORT NUMBER: P850211
 CATALOG NUMBER: GLAN-SB7C-840-U-5WQ

LUMINAIRE CLASSIFICATION SYSTEM LUMEN TABLE AND BUG RATING:

Zone	Lumens	% Fixture	Zone Rating/Lumen Limit		
			B	U	G
FL (0°-30°)	1793.4	3.7			
FM (30°-60°)	8708.4	18.2			
FH (60°-80°)	13179.4	27.5			G5
FVH (80°-90°)	273.8	0.6			G3/500
BL (0°-30°)	1793.4	3.7	B3/2500		
BM (30°-60°)	8708.4	18.2	B5		
BH (60°-80°)	13179.4	27.5	B5		G5
BVH (80°-90°)	273.8	0.6			G3/500
UL (90°-100°)	0.0	0.0		U0/0	
UH (100°-180°)	0.0	0.0		U0/0	

BUG Rating: B5-U0-G5

Type V Short



REPORT NUMBER: P850211
 CATALOG NUMBER: GLAN-SB7C-840-U-5WQ

CANDELA DISTRIBUTION (FULL):

	0°	5°	15°	25°	35°	45°	55°	65°	75°	85°
0°	4370.4	4370.4	4370.4	4370.4	4370.4	4370.4	4370.4	4370.4	4370.4	4370.4
2.5°	4343.0	4355.4	4350.4	4340.5	4340.5	4333.0	4340.5	4345.5	4352.9	4357.9
5°	4285.7	4295.6	4293.2	4285.7	4288.2	4280.7	4285.7	4293.2	4298.1	4300.6
7.5°	4235.9	4245.8	4240.9	4228.4	4228.4	4220.9	4223.4	4230.9	4238.4	4240.9
10°	4223.4	4233.4	4218.5	4198.5	4191.1	4181.1	4183.6	4191.1	4206.0	4213.5
12.5°	4228.4	4235.9	4220.9	4191.1	4183.6	4173.6	4173.6	4181.1	4201.0	4211.0
15°	4243.4	4250.8	4228.4	4196.0	4188.6	4181.1	4178.6	4188.6	4211.0	4228.4
17.5°	4270.7	4278.2	4243.4	4198.5	4188.6	4191.1	4188.6	4196.0	4230.9	4263.3
20°	4295.6	4300.6	4253.3	4198.5	4188.6	4191.1	4188.6	4203.5	4248.3	4293.2
22.5°	4303.1	4308.1	4263.3	4216.0	4208.5	4211.0	4208.5	4223.4	4265.8	4310.6
25°	4305.6	4313.1	4278.2	4240.9	4253.3	4258.3	4253.3	4255.8	4288.2	4328.0
27.5°	4343.0	4352.9	4320.6	4288.2	4295.6	4293.2	4300.6	4308.1	4333.0	4372.8
30°	4420.2	4427.6	4400.2	4367.9	4362.9	4345.5	4367.9	4392.8	4420.2	4455.0
32.5°	4547.2	4562.1	4527.2	4492.4	4470.0	4460.0	4477.4	4519.8	4557.1	4594.5
35°	4758.8	4768.8	4736.4	4671.7	4631.8	4631.8	4646.8	4701.6	4761.3	4808.6
37.5°	5057.7	5070.1	5012.8	4935.6	4875.9	4875.9	4895.8	4953.1	5042.7	5110.0
40°	5421.2	5438.7	5366.4	5286.8	5229.5	5219.5	5244.4	5309.2	5393.8	5478.5
42.5°	5859.5	5879.4	5784.8	5715.1	5670.3	5670.3	5682.7	5742.5	5819.7	5924.3
45°	6419.8	6454.7	6325.2	6255.5	6213.1	6223.1	6230.6	6282.9	6352.6	6472.1
47.5°	7087.2	7122.1	6985.1	6912.9	6905.4	6952.7	6922.8	6960.2	6997.6	7134.5
50°	7844.2	7904.0	7809.4	7804.4	7819.3	7906.5	7836.8	7856.7	7814.3	7901.5
52.5°	8770.6	8857.8	8840.3	8870.2	9037.1	9216.3	9057.0	8987.2	8827.9	8855.3
55°	9893.7	10025.7	10050.6	10229.9	10608.4	10974.5	10635.8	10354.4	10015.7	9953.5
57.5°	11171.2	11275.8	11395.3	11761.4	12468.6	13118.5	12468.6	11846.0	11313.1	11186.1
60°	12545.8	12675.3	12789.8	13330.2	14381.1	15295.0	14361.2	13372.5	12667.8	12496.0
62.5°	14022.5	14189.3	14269.0	14869.2	16094.4	17185.1	16111.8	14914.0	14132.1	13947.8
65°	15439.4	15576.4	15666.0	16306.0	17476.4	18569.7	17556.1	16375.8	15571.4	15329.9
67.5°	16099.3	16174.1	16393.2	17117.9	18353.0	19600.6	18562.2	17195.0	16296.1	15872.7
70°	15133.1	14981.2	15509.2	16669.6	18457.6	20233.1	18696.7	16634.7	15534.1	14846.8
72.5°	11694.1	11432.7	12349.1	14333.8	17262.3	19829.7	17381.8	14445.8	12919.3	11524.8
75°	6362.5	6066.2	7331.2	9841.4	13766.0	17187.6	14082.3	10122.8	8163.0	6315.2
77.5°	1795.5	1683.4	2704.4	4761.3	8280.0	12067.7	8598.8	4865.9	3207.4	1902.5
80°	550.3	532.9	722.2	1434.4	3516.2	5779.8	3379.2	1451.8	918.9	580.2
82.5°	326.2	298.8	358.6	522.9	896.5	1815.4	871.6	545.4	438.3	293.8
85°	186.8	174.3	211.7	254.0	301.3	386.0	251.5	259.0	234.1	156.9
87.5°	77.2	69.7	82.2	79.7	69.7	89.6	67.2	79.7	94.6	62.3
90°	0.0	0.0	0.0	0.0	0.0	0.0	0.0	0.0	0.0	0.0

(END C

90°
4370.4
4355.4
4300.6
4240.9
4213.5
4213.5
4230.9
4263.3
4295.6
4310.6
4325.5
4362.9
4447.6
4579.5
4791.2
5085.1
5451.1
5916.8
6467.1
7094.7
7849.2
8763.1
9856.3
11096.5
12346.6
13798.4
15210.3
15877.7
15011.1
11870.9
6726.1
2114.2
612.6
318.7
164.4
57.3
0.0

OF REPORT)